

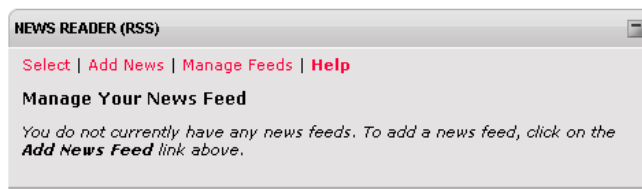
## Setting up the Student Financial Aid News Feed in the MyUM Portal

Setting up the Student Financial Aid News Feed in the MyUM Portal involves two steps

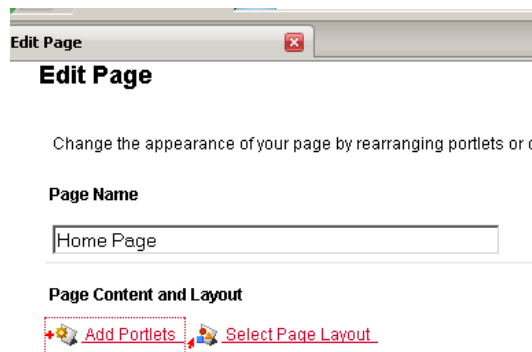
- (1) adding the NEWS READER (RSS) portlet to your portal page and
- (2) configuring the portlet

Follow these instructions. If you have any problems or questions, please contact a Financial Aid Counselor at 301.405.9000.

- 1) Log into your portal page at my.umd.edu
- 2) The NEWS READER (RSS) portlet looks like this. If you do not have this configured, it is easy to add as described below.

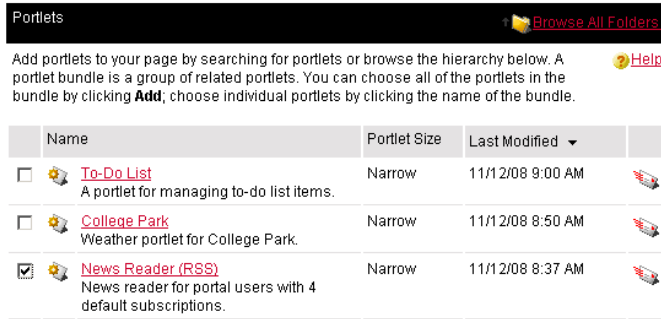


- a) Click the Customize This Page button under the Welcome banner. This page will allow you to change your Page Layout and to Add Portlets.



- b) Click Add Portlet. A list of available portlets (small web programs) will be displayed. Check News Reader (RSS). Then click the Finish button in top right corner.

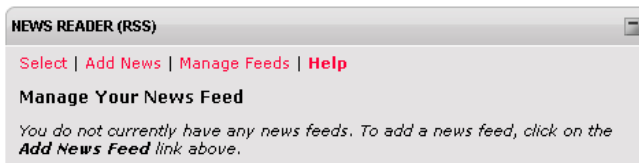
# Setting up the Student Financial Aid News Feed in the MyUM Portal



- c) You will be returned to Edit Page where you selections have been recorded. Note that my I have moved the News Feeder to Wide Column. The news will be easier to read if you use a wide column.

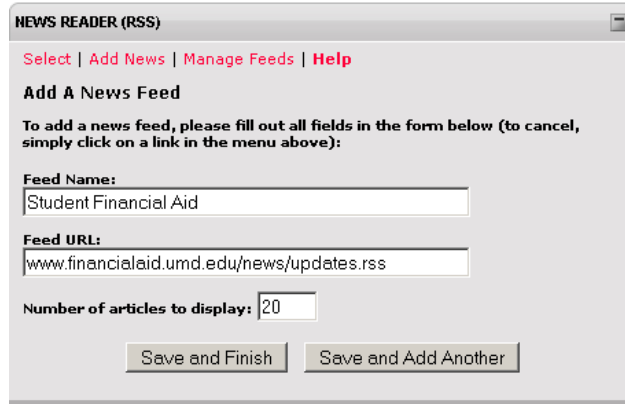


- d) Press Finish (in top right corner)
- 3) Once the NEWS READER (RSS) portlet has been added, adding News Feeds is a simple matter of entering the address of the feed.



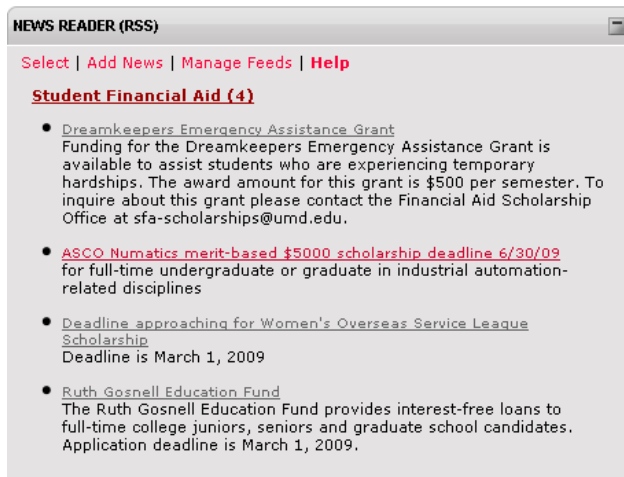
- a) Click Add News

## Setting up the Student Financial Aid News Feed in the MyUM Portal



The screenshot shows a web browser window titled "NEWS READER (RSS)". At the top, there are navigation links: "Select", "Add News", "Manage Feeds", and "Help". Below this is the heading "Add A News Feed". A message states: "To add a news feed, please fill out all fields in the form below (to cancel, simply click on a link in the menu above):". The form contains three input fields: "Feed Name:" with the text "Student Financial Aid", "Feed URL:" with the text "www.financialaid.umd.edu/news/updates.rss", and "Number of articles to display:" with the value "20". At the bottom of the form are two buttons: "Save and Finish" and "Save and Add Another".

- b) Enter a name for the Feed, e.g. Student Financial Aid
  - c) Enter the address. Our news feed is located at  
www.financialaid.umd.edu/news/updates.rss
  - d) set the number of news articles you wish displayed.
  - e) The press Save and Finish.
- 4) The NEWS READER (RSS) will periodically check all your subscriptions. Just click on the name of the feed, e.g. Student Financial Aid to see the current list of important announcements. For example



The screenshot shows the "NEWS READER (RSS)" window displaying a list of news items under the heading "Student Financial Aid (4)". The items are:

- [Dreamkeepers Emergency Assistance Grant](#)  
Funding for the Dreamkeepers Emergency Assistance Grant is available to assist students who are experiencing temporary hardships. The award amount for this grant is \$500 per semester. To inquire about this grant please contact the Financial Aid Scholarship Office at sfa-scholarships@umd.edu.
- [ASCO Numatics merit-based \\$5000 scholarship deadline 6/30/09](#)  
for full-time undergraduate or graduate in industrial automation-related disciplines
- [Deadline approaching for Women's Overseas Service League Scholarship](#)  
Deadline is March 1, 2009
- [Ruth Gosnell Education Fund](#)  
The Ruth Gosnell Education Fund provides interest-free loans to full-time college juniors, seniors and graduate school candidates. Application deadline is March 1, 2009.