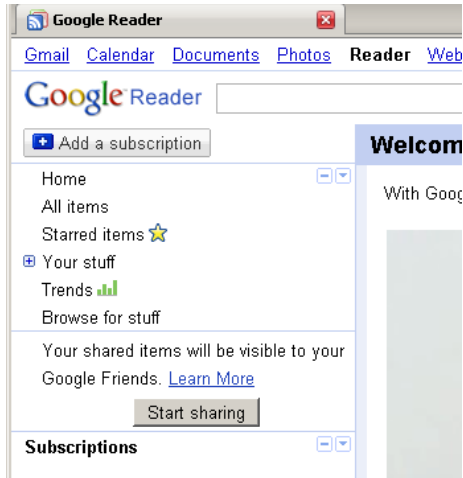


Setting up the Student Financial Aid News Feed in the Google Reader

Setting up the Student Financial Aid News Feed in the Google Reader requires a Google account.

- 1) After creating your Google account sign into <http://reader.google.com>.

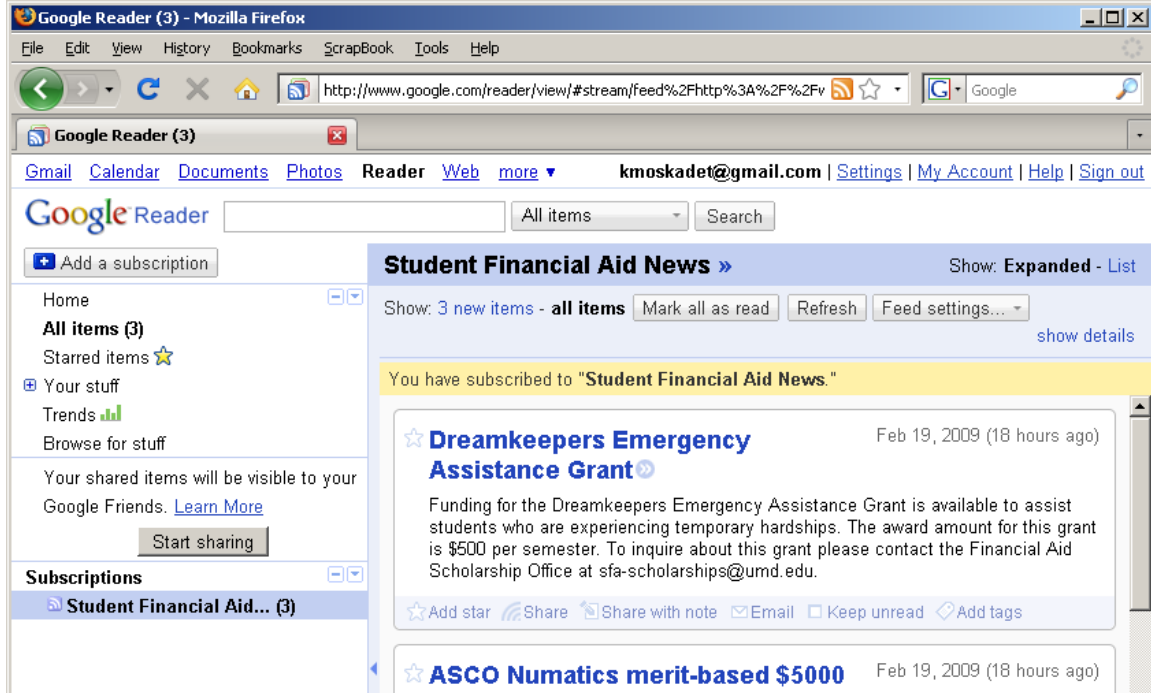


- 2) The list of active subscriptions will be listed in the left hand column.
- 3) click Add a subscription

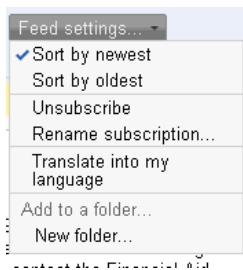


- 4) Enter our news feed address www.financialaid.umd.edu/news/updates.rss and press the Add button to the right.
- 5) The subscription will be added to the list and the current news items will be displayed.

Setting up the Student Financial Aid News Feed in the Google Reader



6) It is possible to change to order of the new items using Feed Settings.



If you have any problems or questions, please contact a Financial Aid Counselor at 301.405.9000.